

20 4x50m Freestyle Men Final

Official

Entries

Heats



















Summary



Total

All ages

Rank	Competitor	Age	Club	RT	PTS	Result
1	Coast Swimming Club A	17	Coast Swim...	0.61		1:39.83 -0.62 Entry: 1:40.45
	Murdoch Phillips	17 (0.61)	11.92	24.60	24.60	
	Ethan O'Mara	16 (0.34)	12.21	25.17	49.77	
	Oscar Pedersen	15 (0.67)	12.53	25.97	1:15.74	
	William Delamare	17 (0.27)	11.27	24.09	1:39.83	
2	Pukekohe Swimming Club A	16	Pukekohe S...	0.65		1:41.45 -4.40 Entry: 1:45.85
	Bishop Lafaele-Pucher	15 (0.65)	12.34	25.41	25.41	
	Jing-Yang Chua	14 (0.25)	12.00	24.90	50.31	
	Callum Ogiliev	15 (0.55)	12.65	26.06	1:16.37	
	Lachlan Colbert	16 (0.53)	11.98	25.08	1:41.45	
3	Coast Swimming Club B	17	Coast Swim...	0.79		1:43.71 -1.84 Entry: 1:45.55
	Zac Donaldson	14 (0.79)	12.73	26.29	26.29	
	Koby Piggott	15 (0.54)	12.58	26.77	53.06	
	Murray Barnes	14 (0.24)	12.12	25.54	1:18.60	
	Jack Handford	17 (0.35)	12.06	25.11	1:43.71	
4	Nelson Marlborough Region...	17	Nelson Marl...	0.75		1:44.98
	McIndoe Frankish	15 (0.75)	12.76	26.26	26.26	
	Ryan Beardsmore	17 (0.53)	12.04	25.36	51.62	
	Zac Woods	17 (0.63)	12.69	26.02	1:17.64	
	James Trimboy	14 (0.71)	13.61	27.34	1:44.98	
5	HBPB Regional Team A	17	HBPB Regi...	0.65		1:45.07
	Eli Rasmussen	16 (0.65)	12.78	26.21	26.21	
	Max MacInnes	16 (0.47)	12.33	25.81	52.02	
	Wyatt Holmes	17 (0.37)	12.80	27.16	1:19.18	
	Jayden Bryant	17 (0.60)	12.76	25.89	1:45.07	
6	Tawa Swimming Club A	17	Tawa Swim...	0.65		1:45.93 -2.08 Entry: 1:48.01
	Rhyan Yan	15 (0.65)	12.95	26.81	26.81	
	Luca Lavigne	15 (0.23)	12.36	26.01	52.82	
	Josh Schlagowski	15 (0.54)	13.14	27.05	1:19.87	
	Ash Millward	17 (0.19)	12.46	26.06	1:45.93	
7	Jasi Swim Club A	17	Jasi Swim ...	0.82		1:46.45 -3.57 Entry: 1:50.02
	Charles Leech	14 (0.82)	13.07	26.47	26.47	
	Noah Caldwell	17 (0.34)	12.78	26.48	52.95	
	Kian Bayliss	14 (0.50)	13.85	28.56	1:21.51	
	Callum Warwick	17 (-0.01)	11.72	24.94	1:46.45	
8	North Shore Swimming Club A	17	North Shor...	0.67		1:46.77 -1.25 Entry: 1:48.02

		Toby Hewertson	17	(0.67)	12.11	24.84	24.84	
		Michael Brady	15	(0.54)	12.42	25.38	50.22	
		Luan Maritz	14	(0.81)	13.25	27.57	1:17.79	
		William Christoffersen	13	(0.39)	14.05	28.98	1:46.77	
9		Greymouth Swim Club A	17		Greymouth ...	0.68	1:47.05	-2.12
							Entry: 1:49.17	
		Emil Fischer	17	(0.68)	12.81	26.18	26.18	
		Reeve Murphy	14	(0.48)	13.34	20.04	46.22	
		Zac Gallant	16		20.86	34.41	1:20.63	
		Lachlan Oliver	16	(0.37)	12.63	26.42	1:47.05	
10		St Paul's Swimming Club A	15		St Paul's S...	0.71	1:47.64	-2.24
							Entry: 1:49.88	
		Lachlan Collins	15	(0.71)	12.70	26.41	26.41	
		Max Cryer	14	(0.28)	12.87	27.29	53.70	
		Alex Johnston	15	(0.48)	13.63	28.56	1:22.26	
		Simiosi Tukia	14	(0.29)	12.08	25.38	1:47.64	
11		Waitaha Swim Club A	16		Waitaha Sw...	0.69	1:48.32	-1.90
							Entry: 1:50.22	
		Tristan Gerber	16	(0.69)	12.90	27.02	27.02	
		Oliver Kim	14	(0.38)	13.78	28.18	55.20	
		Ryan Tan	14	(0.24)	13.00	27.31	1:22.51	
		Daniil Pulin	16	(0.30)	12.35	25.81	1:48.32	
12		Ashburton Swim Team A	15		Ashburton ...	0.68	1:49.63	-3.23
							Entry: 1:52.86	
		Jack Feberwee	14	(0.68)	13.65	27.62	27.62	
		Connor Jenkins	15	(0.37)	12.43	26.13	53.75	
		Nico Thompson	15	(0.41)	12.75	26.68	1:20.43	
		Matthew Robertson	14	(0.62)	14.15	29.20	1:49.63	
13		Nelson Marlborough Region...	18		Nelson Marl...	0.68	1:50.19	
		Dylan Reid	18	(0.68)	12.80	26.75	26.75	
		Quinn Verran	14	(0.65)	14.19	29.11	55.86	
		Finlay McNabb	17	(0.54)	13.06	27.16	1:23.02	
		Sam Trass	14	(0.71)	13.25	27.17	1:50.19	
14		Selwyn Swim Club A	15		Selwyn Swi...	0.65	1:51.19	-3.25
							Entry: 1:54.44	
		Jono Graham	15	(0.65)	12.79	26.38	26.38	
		Clark Emanuel	14	(0.48)	13.70	28.37	54.75	
		Lewis Harris	14	(0.37)	13.51	28.36	1:23.11	
		Aydan Brown	13	(0.10)	13.12	28.08	1:51.19	
15		Napier Aquahawks A	15		Napier Aqu...	0.73	1:51.90	-1.23
							Entry: 1:53.13	
		Jake Burkett Murillo	15	(0.73)	13.39	27.39	27.39	
		Aiden Carlisle	13	(0.16)	13.62	18.17	45.56	
		Phoenix Botes	13		24.81	39.65	1:25.21	
		Aidan Hyde-Hills	15	(0.11)	12.66	26.69	1:51.90	
16		Liz van Welie Aquatics A	15		Liz van Weli...	0.62	1:52.70	-0.12
							Entry: 1:52.82	
		Luke Houghton	15	(0.62)	12.80	26.71	26.71	
		Cohen Hiscox	15	(0.45)	14.37	29.11	55.82	
		Levi Dixon	13	(0.35)	13.85	29.35	1:25.17	
		Tom Crisp	14	(0.29)	13.11	27.53	1:52.70	
17		HBPB Regional Team B	15		HBPB Regi...	0.70	1:55.76	

Archie Cole	13	(0.70)	13.85	28.27	28.27
Owen Booker	13	(0.36)	13.31	28.24	56.51
Liam McEntee	15	(0.13)	13.15	28.28	1:24.79
Noah Smith	13	(0.59)	14.31	30.97	1:55.76